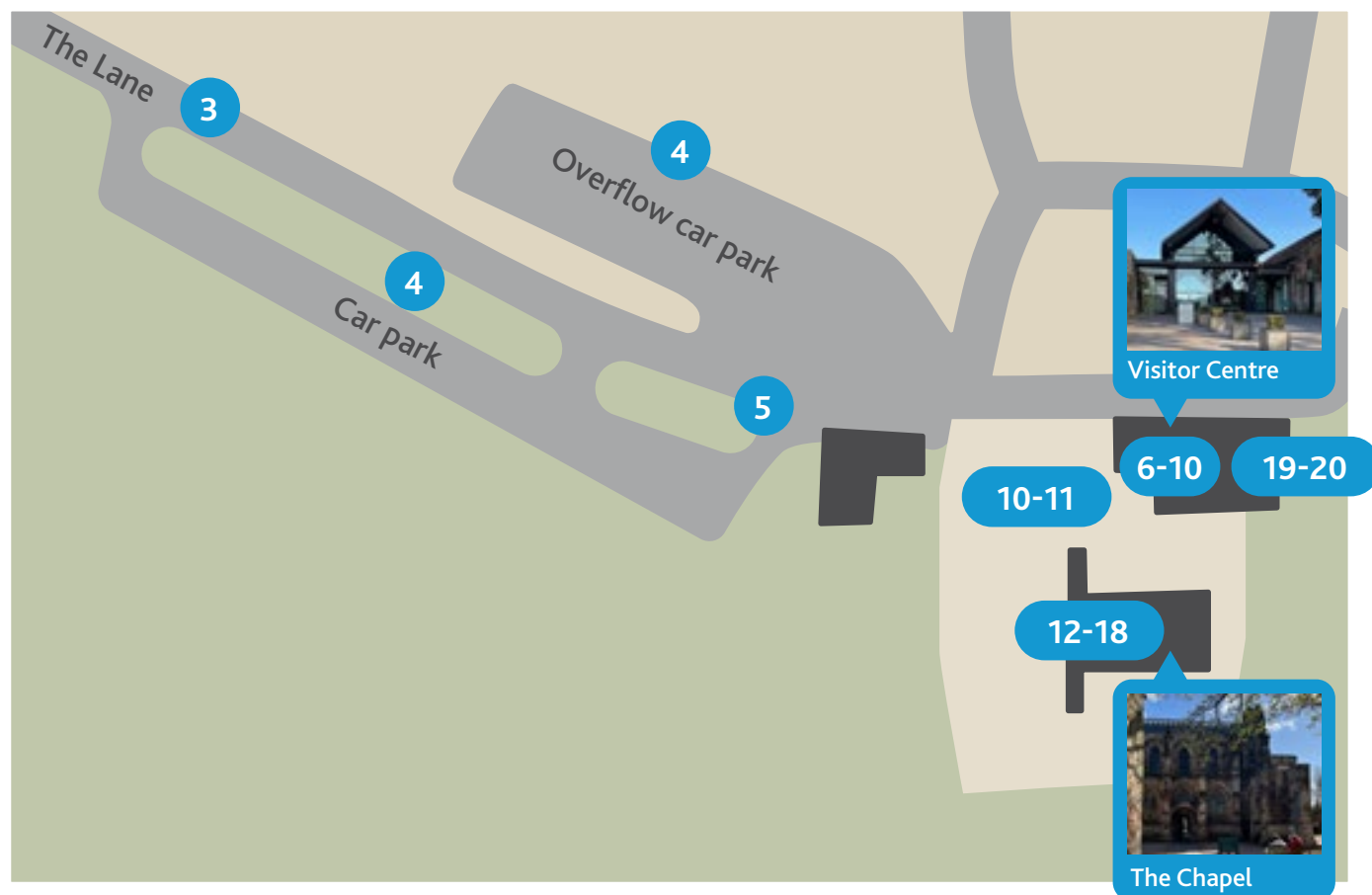


A Visit to Rosslyn Chapel: A Visual Story Autism Accessibility Guide

Welcome to Rosslyn Chapel. This Visual story guide is designed for families with autistic members who might struggle with an unplanned visit. It will show you what a visit to Rosslyn Chapel will probably be like.

Approaching Rosslyn Chapel

This map shows a plan of the Chapel site, including the lane, car parks, visitor centre and the Chapel itself. The numbers on the map refer to the page numbers in the guide where you will find information about these places.



Approaching Rosslyn Chapel

Most people arrive at the Chapel by car or by bus. If you arrive by bus, you will have to walk down the lane called Chapel Loan to the Visitor Centre from the main street of Roslin village. The lane is pretty with hedges and trees on either side, but it is also narrow and there are often cars, coaches and caravans coming up and down. There are no pavements.



The Lane

Approaching Rosslyn Chapel

If you arrive by car, you will park in either of the two big car parks. Across the lane from the main car park there is an overflow car park for very busy days.



Car Park

Approaching Rosslyn Chapel

Exit the bottom of the car park on to the lane. It is a short walk up to the visitor centre.



Walk from the Car Park

Visitor Centre

You will approach the Visitor Centre up the concourse. Sometimes there will be a queue outside the Visitor Centre. The quietest times of day with the least likelihood of having to queue are first thing in the morning and mid- to late-afternoon.

The wall of the Visitor Centre is made entirely of glass. There are two sliding doors in the glass wall: an entrance door and an exit door. The entrance door is the one on the left.



Approach to Visitor Centre

Visitor Centre

When you enter the Visitor Centre there is a very narrow space leading to the welcome desk. There are glass screens on the desk between staff and visitors.


The Centre can be noisy when busy as the site is very small. If the Education Space is not in use then it could be a quieter space to wait in. Just tell the staff at the desk you need access. There are also benches in the grounds of the Chapel precinct where you can sit and get some peace and quiet.



Narrow entry way and welcome desk

Visitor Centre

There are interactive games and information points in the Visitor Centre that you can use either before or after you go into the Chapel.



Interactive game



Interactive information point

Sensory Backpacks

We have four sensory backpacks which you can take around with you on your visit.

Each backpack contains:

- 1x pair ear defenders
- 1x pair binoculars
- 1x magnifying glass
- 2x fidget toys
- 1x William the Cat soft toy
- Laminated activity sheet with our top 5 things to find in the Chapel

If you want to use one of our sensory backpacks, just ask a member off the staff at the welcome desk when you arrive. They will fetch one for you. Then when you are finished with it, put everything back into it and hand it back at the desk before leaving.



Outside the Chapel

Around a corner, through an automatic glass door and you are outside, in the Chapel precinct. There is a wide area of gravel around the Chapel and some grassy spaces with graves. The gravel makes a crunchy noise underfoot.



Approach to Chapel

Outside the Chapel

There are also several benches where you can sit if you want a quiet moment.



Bench in the grounds

Into the Chapel

The entrance to the Chapel is through the Baptistry. This is a small extension to the main building.



Baptistry entrance

Into the Chapel

As you go in, the baptismal font is right in front of you. This is a large stone structure that blocks the pathway so you have to go around it to get into the main Chapel.



Font in the baptistery

Into the Chapel

Once you step into the main Chapel building, the ceiling soars above you. You can either go straight down the middle of the building through the nave, or turn to the right or to the left. Feel free to explore every part of the Chapel.

The floor of the Chapel is uneven underfoot because the flagstones are so old and worn. There are pews in the middle of the building, and also down the sides. If you want to sit down at any point, feel free to take a seat on any of the pews.



The nave

Into the Chapel

Because the Chapel has such good acoustics, if there are noises they may seem loud. However most visitors tend to speak quietly in a place of worship, and so usually the Chapel is quiet and peaceful.

At busy times, the Chapel can get very crowded.



Visitors in the Chapel

The Sacristy

The sacristy, sometimes also called the Crypt, is down a steep flight of narrow stairs. There are handrails to hold onto, and a landing part way down. To leave the sacristy you will have to go up the same flight of stairs you came down.



Steps down to the sacristy

The Sacristy

The sacristy is a smaller room with an arched ceiling. It feels like it is underground but actually it is not. This room has more of an echo and so voices may seem louder here.



The sacristy or crypt

The Guides

There is always at least one guide on duty in the Chapel, and often there are two. If you have any questions at all, the guides will be very happy to help. The guides are friendly and approachable and wear name badges and uniforms so that you know who they are.

Certain sessions include a sit-down talk by one of the guides, where the guide will speak for about 15 minutes about the history of the Chapel. You can sit and listen or you can wander about the Chapel while they talk. Check our website www.rosslynchapel.com to find out when the talks are.



The photo shows Margaret and Megan, two of the Rosslyn Chapel guides in the Chapel's green jacket uniform. There are several different guides at the Chapel, so it might not be Margaret and Megan working the day you visit, but someone else.

Visitor Centre

The Visitor Centre has a shop, coffee shop, toilets and also some interactive games and information points. You can sit out on the terrace overlooking Roslin Glen, and, on fine days, the glass wall at the back of the coffee shop is completely open.



Shop



Coffee shop



Terrace

Visitor Centre


The hand dryers in the toilets are noisy.



Entrance to toilets area

**We hope you enjoy your visit
to Rosslyn Chapel.**

If you need more information or want to book tickets,
visit our website www.rosslynchapel.com.



We welcome assistance dogs.

If you have an assistance dog you can request a water bowl for it,
and we can sign you to a dog toilet area outwith the Chapel grounds.